



Fort Wainwright Outdoor Recreation Snowmobile Safety Awareness Program

Outdoor Recreation

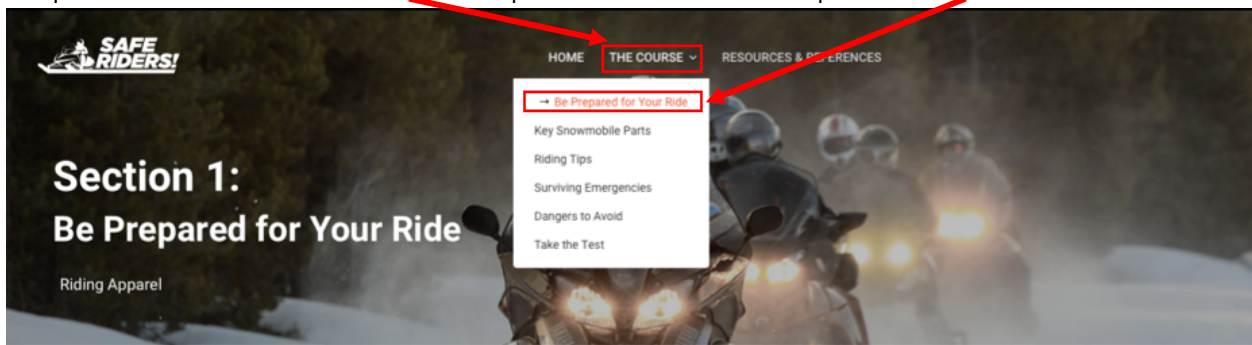
4050 GLASS DRIVE 907-361-6349



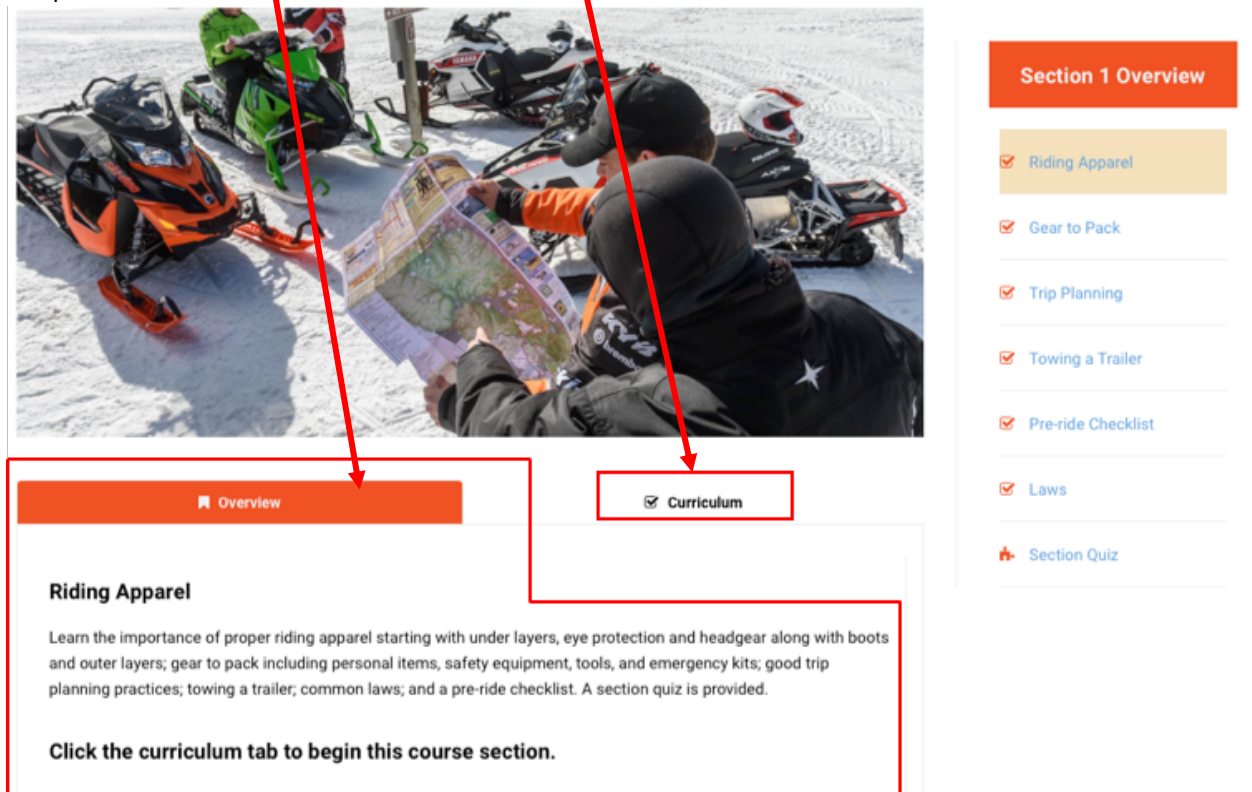
Fort Wainwright Family, Morale, Welfare and Recreation, Outdoor Recreation wants its riders to have an enjoyable and safe venture when renting snowmobiles from ODR and participating in our Adventure Programming. These instructions will assist in completing Snowmobile Safety Awareness Program and earning a certificate for the Snowmobile Riders Course and ability to rent snowmobiles and participate in snowmobile Adventure Programming.

Step 1: Visit [Safe Riders Safety Awareness.org](https://www.safe-riders.org)

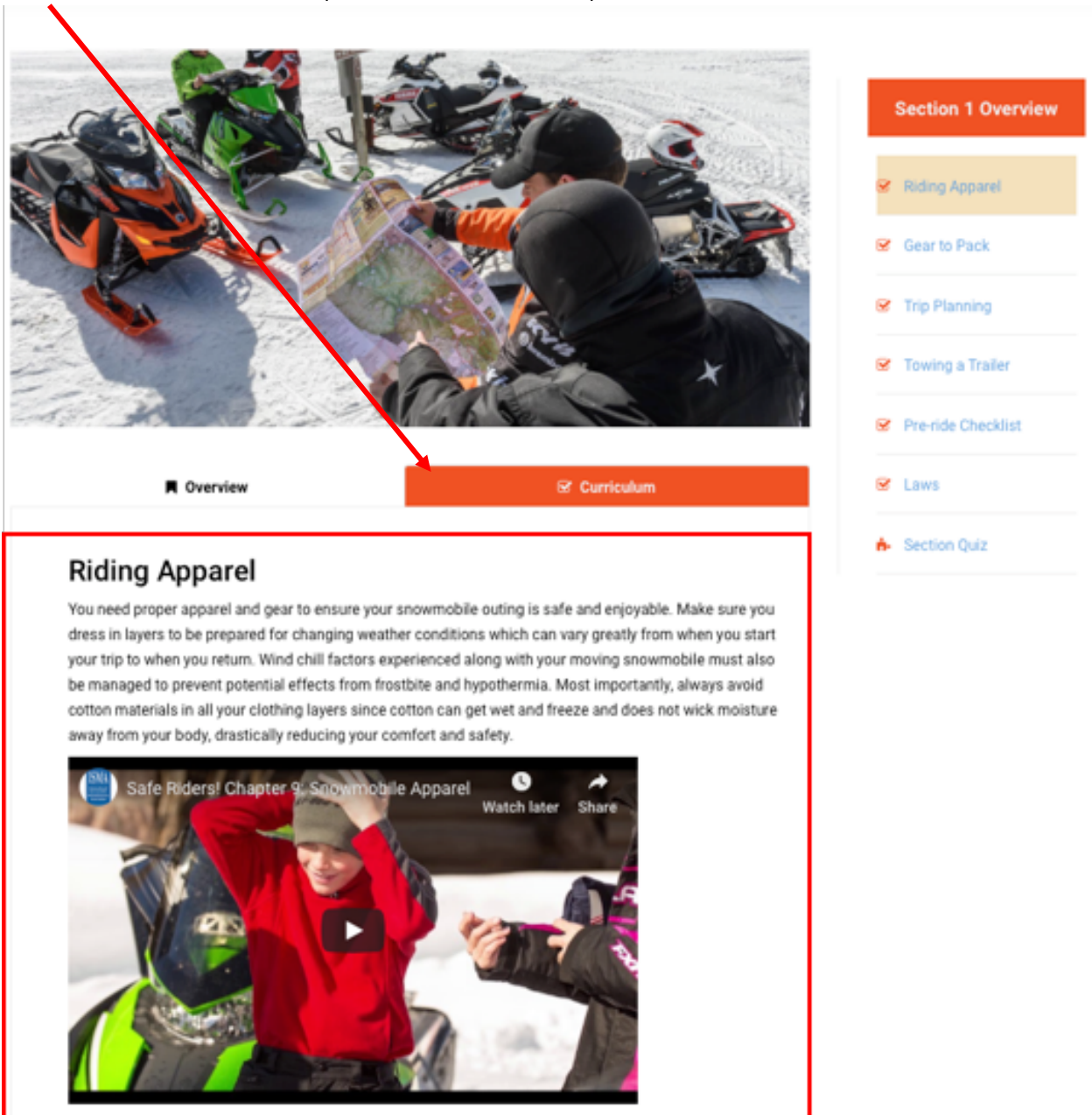
Step 2: From the "The Course" dropdown, Select Be Prepared for Your Ride.



Step 3: Read the Overview, select Curriculum



Step 4: Review all of the material in the Curriculum and be sure to watch the videos as they do have answers to questions on section quizzes and the final test.



Section 1 Overview


- Riding Apparel
- Gear to Pack
- Trip Planning
- Towing a Trailer
- Pre-ride Checklist
- Laws
- Section Quiz

Riding Apparel

You need proper apparel and gear to ensure your snowmobile outing is safe and enjoyable. Make sure you dress in layers to be prepared for changing weather conditions which can vary greatly from when you start your trip to when you return. Wind chill factors experienced along with your moving snowmobile must also be managed to prevent potential effects from frostbite and hypothermia. Most importantly, always avoid cotton materials in all your clothing layers since cotton can get wet and freeze and does not wick moisture away from your body, drastically reducing your comfort and safety.

Safe Riders! Chapter 9: Snowmobile Apparel

Watch later Share



Step 5: At the end of each page, a NEXT box will appear to take you to the next Curriculum. Once you've completed all Curriculum, take the Section Quiz.

which extends over the wrist, above the cuff of your jacket sleeve, provide an extra degree of wind protection. Fleece or wool glove liners, worn as a layer with regular gloves, can help adjust to colder or warmer weather since you can always add or remove the liners. Some choose mittens, which can be the warmest, to protect their hands. Always ensure that your gloves or mittens allow your hands to operate the snowmobile's controls freely. It's a good idea to always carry an extra dry pair with you to change if needed.

Socks
NEVER wear cotton socks! Good sock choices include thin nylon, polypropylene, fleece, wool, silk, or synthetic blends. Non-cotton socks are best for keeping a warm insulating layer on your feet since they help wick moisture away from your skin. When you feel your feet beginning to get cold it's time to change your socks, so always carry an extra pair with you to change when needed.

Boots
Good winter boots are very important for making your outing enjoyable by keeping your feet warm, comfortable, and protected from snow and water. The best boots for snowmobiling use a combination of materials that includes a rubber, waterproof bottom with good lug sole for traction; a synthetic upper that fastens and is high enough to repel snow; and a breathable liner made of wool, fleece or synthetic material that wicks perspiration away from the foot. Be sure your boots do not let any water in, but also allow your feet to "breathe" or let out moisture. Choose boots that provide support and are comfortable for a long day of riding. They should fit well and not feel tight or restrictive since tight boots can cut off circulation and cause your feet to become cold more quickly. Always make sure the insides of your boots are completely dried-out between trips.

Section 1 Overview

- Riding Apparel
- Gear to Pack
- Trip Planning
- Towing a Trailer
- Pre-ride Checklist
- Laws
- Section Quiz

NEXT: GEAR TO PACK

Step 6: Repeat until all 5 Sections have been reviewed.

Step 7: [Click here](#) to take the [Snowmobile Safety Awareness Program Test](#). This test consist of 50 questions worth 2 points each. You must score 90 points or more to pass the course and receive your Certificate to attend the Snowmobile Riders Course.

NOTE: Once you press "Submit" the test will automatically be sent to Fort Wainwright Outdoor Recreation for review. If you've passed, your Certificate will be sent to the email address provided.

Good Luck and we look forward to seeing you on our Snowmobile Trails

Fort Wainwright
Outdoor Recreation
907-361-6349